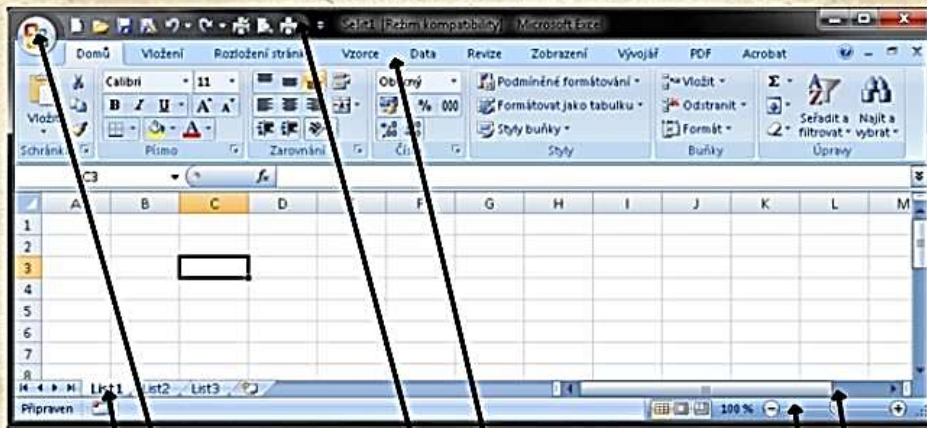
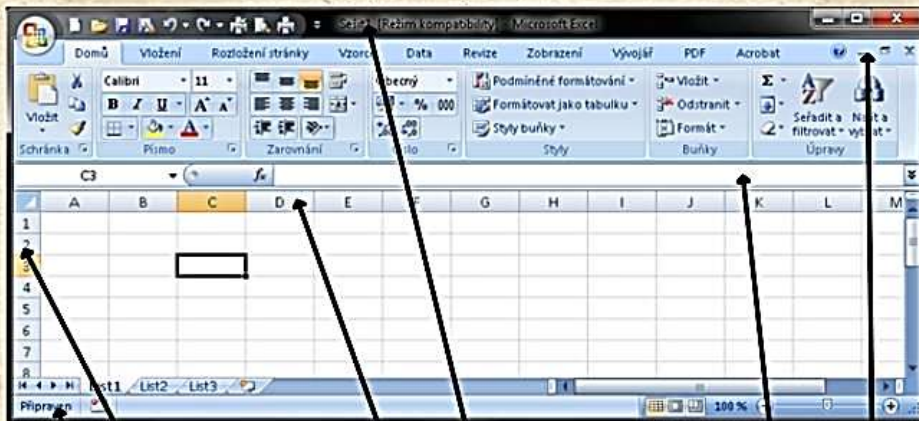


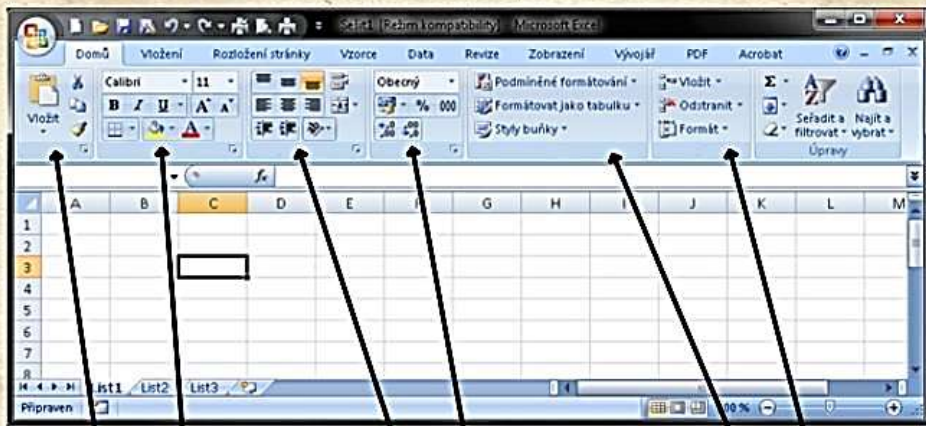
Excel - prostředí programu



Excel - prostředí programu



Excel - prostředí programu



?

Excel - adresování buněk

	A	B	C	D	E
1					
2					
3					
4					
5					
6					
7					
8					
9					
10					
11					
12					
13					

The table shows a grid with columns A through E and rows 1 through 13. Several cells are highlighted with colored boxes: cell B1 is orange; cells A3 and B3 are green; cell D3 is light blue; cells C6, D6, and E6 are purple; cells A8, B8, and C8 are red; cells D10 and E10 are dark blue; and cells D11 and E11 are dark blue. Lines connect these highlighted areas to the right side of the slide.



?

Excel - výpočet vzorců

	A	B	C	D
1	DATA			VZORCE
2	1	9		=A5
3	6	2		=B2+B3
4	3	4		=A1-A6
5	9	1		=B2*A7
6	9	7		=A7*A2*B5
7	1	7		=A6/B2
8				=(A3/A4)*B6
9				=(B5-B7)^2
10				=B3/C3
11				



?